

Move Better

SWITCH IeV3

The Intelligent EV



1.25 Ton Payload



25.6 kWh Advanced Lithium-ion battery



140 KMs Range*



40 kW / 190 Nm torque



256 V High Voltage EV Architecture



Profitable TCO

Model Details SWITCH IeV 3

GVW (kg)	2590
Payload (kg)	1250 (FSD)
Wheelbase (mm)	2510
Load Body Dimension-FSD (mm)	2645 x 1620 x 440 (8ft 7 inch x 5ft 4 inch x 1ft 6 inch)
Container Suitability	270 CFT Container Suitability

EV Power Train Details

Battery	25.6 kWh Advanced Lithium-ion battery
Operating voltage (V)	256 V EV Architecture
Motor	Permanent Magnet Synchronous Motor (PMSM)
Peak Power (kW)	40
Peak Torque (Nm)	190

Performance

Range (km)	140 Kms*
Max. Geared speed (kmph)	70
Gradeability (%)	22

Charging Details

Charger type	CCS2 (AC & DC)
DC charging	Fast Charging 55 mins (0 to 80%)
AC charger (32A)	3 hours 30 mins*
AC charger (15A)	8 hours 15 mins*

Others

Seating Capacity	D+1
Ground Clearance (mm)	177
Steering	Electric Power Steering
Tyre -Front & Rear	185 R14 LT 8 PR Radial
Front Suspension	Rigid Suspension
Rear Suspension Rear	Rigid Suspension
Brakes	Front - Disc Rear - Drum

* Terms and Conditions apply - All listed specifications are current and subject to change or upgrade without prior notice. The indicated range is determined based on a standard duty cycle. Warranty coverage applies to either a specified number of years or kilometers, whichever comes earlier. Charging duration varies depending on different factors. Additional Warranty comes with an additional cost.

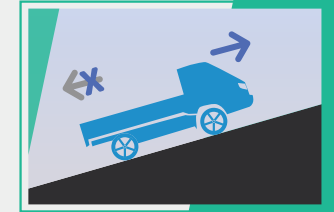
Features



Automatic Transmission




Electric Power Steering



Hill Hold Assist



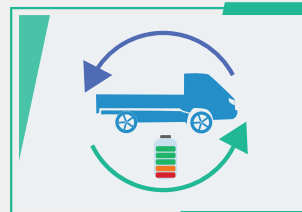
Dual Tone Spacious Cabin with D+1 Seating



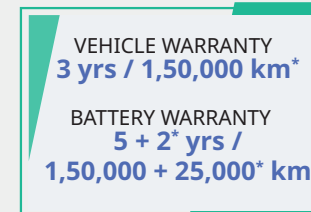
Liquid Cooled Battery Pack



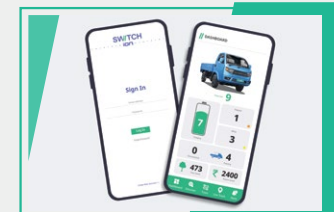
Suitable for 270 CFT Container



Regenerative Braking



Warranty



SWITCH ION Telematics Solution

Applications

- + Parcel & Courier
- + FMCG
- + e-Commerce
- + Industrial Goods
- + Organized Retail
- + White Goods
- + Beverages
- + LPG